



**DID YOU
KNOW?**


HyFoSy with ExEm[®] Foam can make a **difference** in the level of patient care.


888.963.EXEM (3936) | www.exemfoam.com


5 FACTS YOU NEED TO KNOW about HyFoSy for Tubal Patency Assessments

- 

ACCURACY HyFoSy in combination with 2-D or 3-D imaging has demonstrated **HIGHER ACCURACY THAN HSG** and most comparable to laparoscopy.¹
- 

PATIENT COMFORT HyFoSy is **CLINICALLY PROVEN CONSIDERABLY LESS PAINFUL**², less stress and less anxiety³.
- 

TIME & COST SAVINGS HyFoSy provides **IMMEDIATE RESULTS** reducing delays in test results and start of treatment (Max approximately 15 minutes or less.) Saves time and money for the patient, and reduces clinical equipment costs for the clinic.
- 

PATIENT SAFETY HyFoSy has **NO EXPOSURE TO RADIATION OR IODINE**. To date, no serious adverse events have been reported for ExEm[®] Foam.
- 

CONVENIENCE HyFoSy can be performed in a variety of healthcare settings. **QUICK PROCEDURE** offering optimal diagnostic accuracy and **REAL-TIME RESULTS**.

Experience the difference with HyFoSy compared to other tubal patency diagnostics procedures:

	HyFoSy	HSG	HyCoSy	Laparoscopic Chromopertubation
Accuracy	+++(+ ⁴)	+++	++	++++
Diagnostic value	✓	✓	✗	✓
Patient comfort	✓	✗	✓	✗
Immediate results	✓	Dependent on setting	✓	Dependent on setting
No exposure to radiation	✓	✗	✓	✓
Contrast agent used	ExEm [®] Foam (naturally sourced ingredients)	Iodine	Air	Dye (methylene blue)

- Wall DJ, Reinhold C, Akin EA, Ascher SM, Brook OR, Dassel M, et al. ACR Appropriateness Criteria[®] Female Infertility. Journal of the American College of Radiology. 2020; 17(5): S113–24
- Dreyer, K., Out, R. et al. Hysterosalpingo-foam sonography, a less painful procedure for tubal patency testing during fertility workup compared with (serial) hysterosalpingography: A randomized controlled trial. Fertility and Sterility 2014, 102(3):821-25
- Serrano González L, Pérez-Medina T, Bueno Olalla B, Royuela A, De La Cuesta MLR, Saéz de la Mata D, Domínguez-Franjo E, Calles-Sastre L, Engels V. Is hysterosalpingo-foam sonography (HyFoSy) more tolerable in terms of pain and anxiety than hysterosalpingography (HSG)? A prospective real-world setting multicentre study. BMC Womens Health. 2022 Feb 13;22(1):41.
- Devine, K., Dolitsky, S., Ludwin, I., & Ludwin, A. (2022). Modern assessment of the uterine cavity and fallopian tubes in the era of high-efficacy assisted reproductive technology. In Fertility and Sterility (Vol. 118, Issue 1, pp. 19–28). NLM (Medline). <https://doi.org/10.1016/j.fertnstert.2022.05.020>

Fast. Gentle. Effective.

ExEm[®] Foam ((air polymer-type A) intrauterine foam) is an ultrasound contrast agent indicated for sonohysterosalpingography to assess fallopian tube patency in women with known or suspected infertility.

Important Safety Information: ExEm[®] Foam should not be used on patients who are pregnant, have known or suspected lower genital tract inflammation or infection, have had a gynecologic procedure within the last 30 days, have vaginal bleeding, or have known or suspected reproductive tract neoplasia. Common side effects include pelvic and abdominal pain, vasovagal reactions (and associated symptoms such as nausea and faintness), and post-procedure spotting. See full prescribing information (available at www.exemfoam.com/resources) for further details.